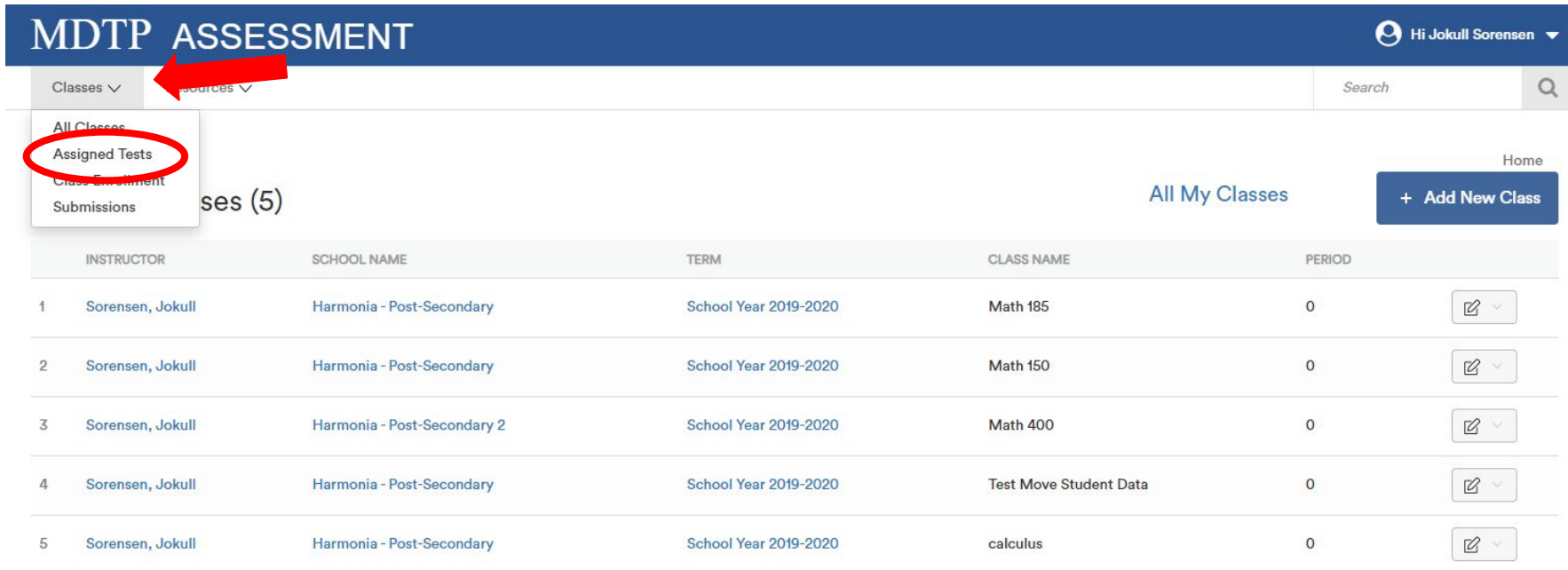


Viewing a Combined Report

Note: Instructions given in this document assumes that the user is a district admin.

Viewing reports of combined data:

1) Click on “Classes” in the top menu, then click “Assigned Tests”.



MDTP ASSESSMENT

Hi Jokull Sorensen






Classes ▾ Sources ▾

All Classes
Assigned Tests
Class Enrollment
Submissions

Search

Home

All My Classes + Add New Class

	INSTRUCTOR	SCHOOL NAME	TERM	CLASS NAME	PERIOD	
1	Sorensen, Jokull	Harmonia - Post-Secondary	School Year 2019-2020	Math 185	0	 ▾
2	Sorensen, Jokull	Harmonia - Post-Secondary	School Year 2019-2020	Math 150	0	 ▾
3	Sorensen, Jokull	Harmonia - Post-Secondary 2	School Year 2019-2020	Math 400	0	 ▾
4	Sorensen, Jokull	Harmonia - Post-Secondary	School Year 2019-2020	Test Move Student Data	0	 ▾
5	Sorensen, Jokull	Harmonia - Post-Secondary	School Year 2019-2020	calculus	0	 ▾

2) Using the dropdown arrows, select the filtering options to sort the assignments. Filtering options will vary based on user role and access level. In order to view a report, one filter must be a selected test. When selections are complete, click the rectangle “**Filter**”.

[← Back to Previous Page](#)

[Home](#) / [Classes](#) / [Assignments](#)

Assignments (20)

Filter by:

▾ ▾

[+ Add New Assignment](#)

<input type="checkbox"/>	SCHOOL NAME	INSTRUCTOR	CLASS NAME	PERIOD	TEST TITLE	START DATE	TIME LIMIT (HH:MM:SS)	CODE	ACTIVE	CODE EXPIRES	
<input type="checkbox"/>	1 Harmonia - Post-Secondary	Sorensen, Jokull	calculus	0	Calculus Readiness Test (CR60A17)	04/24/2020	00:00:00	2RNF	Yes	Apr 27, 2020, 11:59:00 PM	
<input type="checkbox"/>	2 Harmonia - Post-Secondary	Sorensen, Jokull	calculus	0	Calculus Readiness Test (CR60A17)	04/24/2020	00:00:00	TWJE	Yes	Apr 28, 2020, 11:59:00 PM	

3) Click the gray rectangle on the top row (shown here in the red square) to view all test reports or click on the gray rectangle next to each record to select individual test reports.

[← Back to Previous Page](#)

[Home](#) / [Classes](#) / [Assignments](#)

Assignments (3)

Filter by:

Calculus Readiness

Select Term

Filter

Reset Filter

+ Add New Assignment

<input type="checkbox"/>	SCHOOL NAME	INSTRUCTOR	CLASS NAME	PERIOD	TEST TITLE	START DATE	TIME LIMIT (HH:MM:SS)	CODE	ACTIVE	CODE EXPIRES	<input type="checkbox"/>
<input type="checkbox"/>	Harmonia - Post-Secondary	Sorensen, Jokull	calculus	0	Calculus Readiness Test (CR60A17)	04/24/2020	00:00:00	2RNF	Yes	Apr 27, 2020, 11:59:00 PM	<input type="checkbox"/>
<input type="checkbox"/>	Harmonia - Post-Secondary	Sorensen, Jokull	calculus	0	Calculus Readiness Test (CR60A17)	04/24/2020	00:00:00	TWJE	Yes	Apr 28, 2020, 11:59:00 PM	<input type="checkbox"/>
<input type="checkbox"/>	Harmonia - Post-Secondary	Sorensen, Jokull	calculus	0	Calculus Readiness Test (CR60A17)	04/21/2020	00:00:00	99FU	Yes	Apr 24, 2020, 11:59:00 PM	<input type="checkbox"/>

Showing 3 out of 3 items

4) Once two or more test records are selected, click on the green “View Combined Report” button on the right.

The screenshot shows the MDTP ASSESSMENT interface. At the top, there is a blue header with the text "MDTP ASSESSMENT" and a user profile "Hi Jokull Sorensen". Below the header, there are navigation links for "Classes" and "Resources", and a search bar containing "harmonia". A breadcrumb trail shows "Home / Classes / Assignments". The main heading is "Assignments (3)". Below this, there are filter controls: "Filter by:" with a dropdown menu set to "Calculus Rea" and another dropdown for "Select Term". There are also "Filter" and "Reset Filter" buttons. A blue button labeled "+ Add New Assignment" is visible. A green button labeled "View Combined Report" is highlighted with a red circle. Below the buttons is a table of assignments with columns: SCHOOL NAME, INSTRUCTOR, CLASS NAME, PERIOD, TEST TITLE, START DATE, TIME LIMIT (HH-MM-SS), CODE, ACTIVE, CODE EXPIRES, and an edit icon. Three rows of assignments are shown, all with checkboxes in the first column highlighted by a red circle. The first row is: Harmonia - Post-Secondary, Sorensen, Jokull, calculus, 0, Calculus Readiness Test (CR60A17), 04/24/2020, 00:00:00, 2RNF, Yes, Apr 27, 2020, 11:59:00 PM. The second row is: Harmonia - Post-Secondary, Sorensen, Jokull, calculus, 0, Calculus Readiness Test (CR60A17), 04/24/2020, 00:00:00, TWJE, Yes, Apr 28, 2020, 11:59:00 PM. The third row is: Harmonia - Post-Secondary, Sorensen, Jokull, calculus, 0, Calculus Readiness Test (CR60A17), 04/21/2020, 00:00:00, 99FU, Yes, Apr 24, 2020, 11:59:00 PM. At the bottom, it says "Showing 3 out of 3 items".

<input type="checkbox"/>	SCHOOL NAME	INSTRUCTOR	CLASS NAME	PERIOD	TEST TITLE	START DATE	TIME LIMIT (HH-MM-SS)	CODE	ACTIVE	CODE EXPIRES	
<input checked="" type="checkbox"/>	Harmonia - Post-Secondary	Sorensen, Jokull	calculus	0	Calculus Readiness Test (CR60A17)	04/24/2020	00:00:00	2RNF	Yes	Apr 27, 2020, 11:59:00 PM	
<input checked="" type="checkbox"/>	Harmonia - Post-Secondary	Sorensen, Jokull	calculus	0	Calculus Readiness Test (CR60A17)	04/24/2020	00:00:00	TWJE	Yes	Apr 28, 2020, 11:59:00 PM	
<input checked="" type="checkbox"/>	Harmonia - Post-Secondary	Sorensen, Jokull	calculus	0	Calculus Readiness Test (CR60A17)	04/21/2020	00:00:00	99FU	Yes	Apr 24, 2020, 11:59:00 PM	

Showing 3 out of 3 items

***Note:** A combined report cannot be generated for different test types. If you select a Calculus Readiness (CR60A17) and Calculus Readiness (CR60B17), the “View Combined Report” button will not appear.

5) You will see the summary page for the combined report. For more information on how to navigate and understand MDTP reports, please view the PDF tutorial “**Navigating the Diagnostic Data and Reports Section**”.

MDTP ASSESSMENT
Hi Jokull Sorenson

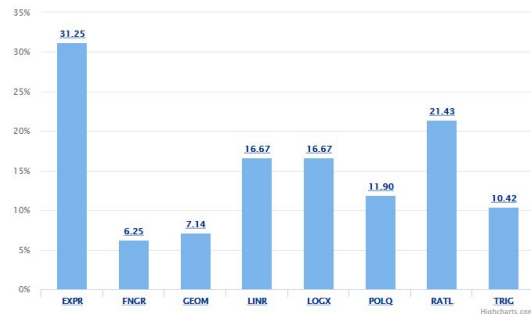
Classes ▾ Resources ▾
harmonia

Calculus Readiness Test (CR60A17) Student Results Export as pdf

Class Name:	calculus calculus calculus
Date:	04/21/2020
Number of students:	6
Number of items:	60
Average Score:	9.17 (15.28%)

Class Average Topic Scores

For each topic, the height of its bar displays the average percent correct, the average number of correct responses is printed in its column. You may also hover over each bar to view the ratio of the number of items correct and the total number of items in each topic, and click each bar to drill into the topic's items.



Students at or above Critical Level

[Export as Excel](#)

TOPIC ▾	ITEM COUNT	CRITICAL LEVEL	NO.OF STUDENTS	STUDENT PERCENT
EXPR: Exponents & Radicals	8	6	0	0%
FNGR: Functions & their Graphs	8	6	0	0%
GEOM: Geometry, including Coordinate Geometry	7	5	0	0%
LINR: Linear Equations & Inequalities & their Graphs; Absolute Values	8	6	0	0%
LOGX: Logarithmic & Exponential Functions & their Graphs	7	5	0	0%
POLQ: Polynomials & Quadratic Equations & their Graphs	7	5	0	0%
RATL: Rational Expressions & Graphs of Rational Functions	7	5	0	0%
TRIG: Trigonometry & Graphs of Trigonometric Functions	8	6	0	0%

The Critical Level for each topic is what is considered to be the minimum number of correct responses for a student to show adequate preparation in that topic.