

## Viewing a Class Report

**Note:** Instructions given in this document assumes at least one class has taken an exam.

### Viewing reports for a single class set of data:

1) Click on either 'Classes' in the top menu, and then 'All Classes' or the 'All Classes' option on the dashboard next to your name to view all classes

The screenshot displays the MDTP Diagnostic interface. At the top left, the text 'MDTP DIAGNOSTIC' is visible. In the top right corner, there is a user profile icon and the text 'Hi test test guy'. Below this, there are two dropdown menus: 'Classes' and 'Resources'. The 'Classes' dropdown is open, showing three options: 'All Classes', 'All Assignments', and 'All Class Enrollments'. The 'All Classes' option is circled in red. Below the dropdowns, there is a search bar with the text 'Search' and a magnifying glass icon. The main dashboard area contains several cards: 'Current Classes' with a value of 5, 'All Classes' (circled in red), 'All Assignments', 'Add a Class', 'Assign A Test', and 'Show / Hide'. Below these cards, there is a section titled 'Current Classes & Current Assignments' with a sub-section 'Viewing Current Terms:' containing links for 'Summer 2023', 'School Year 2023-2024', and 'Fall 2023'. At the bottom right, there is a semi-circular chart titled 'Current Assignments' with two segments: 'HS' (black) and 'GR' (green).

2) Click on the action button next to the class and select “View”.

Classes ▾ Resources ▾

Search



[← Back to Previous Page](#)

[Dashboard](#) / [Classes](#)

## Classes (13)

Filter by:




Class Name

Select Terms ▾

Filter

Reset Filter

+ Add New Class

	INSTRUCTOR	SCHOOL NAME	TERM ▲	CLASS NAME	PERIOD	
1	test guy, test	Harmonia 2	Fall 2023	28OCT7	1	
2	test guy, test	Harmonia 2	Fall 2023	28OCT11	1	 <b>View</b> Edit Delete
3	test guy, test	Harmonia 2	School Year 2021-2022	OCTTEST2	2	
4	test guy, test	Harmonia 2	School Year 2023-2024	TESTOCT	1	

This is the class page. You are able to view class details, assigned tests, and enrolled students.

# MDTP DIAGNOSTIC

Hi test test guy

Classes Resources

Search



## OCTTEST2

**Instructor:** test guy, test  
**School Name:** Harmonia 2  
**Term:** School Year 2023-2024  
**Period:** 2

[Edit Class - Delete](#)

### Assigned Tests (1)

+ Add New Assignment

	SCHOOL NAME	FACULTY	TEST TITLE	START DATE	CODE	ACTIVE	CODE EXPIRES	
<input type="checkbox"/>	1	Harmonia 2	test guy, test	Second Year Algebra Readiness Test (SR45A19)	07/13/2023	No		

### Enrolled Students (3)

Delete All Students

Print preview

+ Add New Enrollment

	FIRST NAME	LAST NAME	STUDENT ID	EMAIL	ACTIVE	
1	Ally	Beck	aaabbb12	aaabbb@gmail.com	Yes	
2	Cody	Dang	ccdd12	ccddd@gmail.com	Yes	
3	Edward	Fernandez	eefff12	eefff@gmail.com	Yes	

3) Click on the action button associated with the test, click **“Report”** to enter the reports section of the system. For more information on how to download MDTP reports, view the **“Downloading and Exporting Reports”** tutorial.

# MDTP DIAGNOSTIC

Hi test test guy

Classes Resources

Search



## OCTTEST2

Instructor: test guy, test  
School Name: Harmonia 2  
Term: School Year 2023-2024  
Period: 2

[Edit Class](#) - [Delete](#)


## Assigned Tests (1)

+ Add New Assignment

	SCHOOL NAME	FACULTY	TEST TITLE	START DATE	CODE	ACTIVE	CODE	EXPIRES		
<input type="checkbox"/>	1	Harmonia 2	test guy, test	Second Year Algebra Readiness Test (SR45A19)	07/13/2023	RVZQE	No	Jul 13, 2023	10:00:00 AM	

## Enrolled Students (3)

Print preview



- Report
- Proctor Exam
- Preview Exam
- Delete

	FIRST NAME	LAST NAME	STUDENT ID	EMAIL	ACTIVE	
1	Ally	Beck	aaabbb12	aaabbb@gmail.com	Yes	

This is the summary page for the report. For more information on how to navigate and understand MDTP reports, view the “**Navigating the Diagnostic Data and Reports Section**” tutorial.



## Second Year Algebra Readiness Test (SR45A19) Student Results

[Student Letters](#)

[Report PDF](#)

Class Name:	OCTTEST2 (2)
Date:	07/13/2023
Number of students:	1
Number of items:	45
Average Score:	1 (2.22%)

### Class Average Topic Scores

For each topic, the height of its bar displays the average percent correct, the average number of correct

### Students at or above Critical Level

[Export...](#)