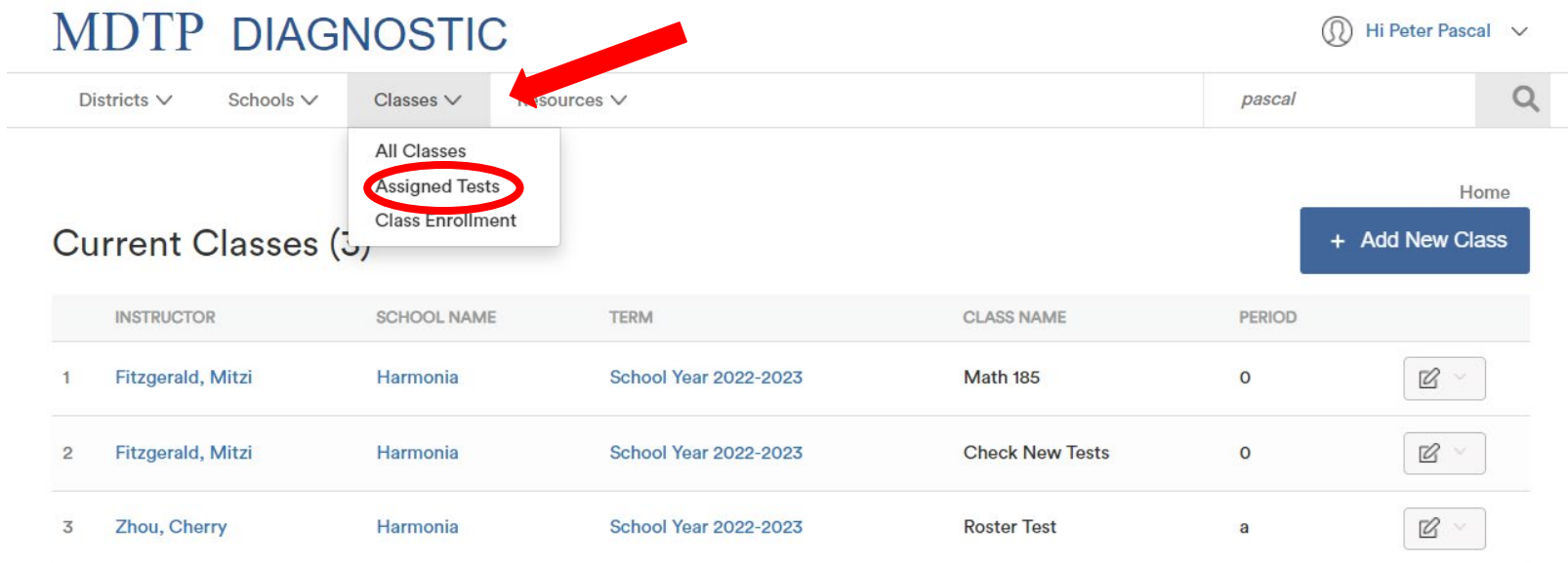


Viewing a Combined Report




Note: Users with “Limited” privileges are unable to view other teachers’ student data.

Viewing reports of combined data:

1) Select “Classes” then “Assigned Tests”.



The screenshot shows the MDTP Diagnostic web application interface. At the top left, the text "MDTP DIAGNOSTIC" is displayed. On the right, the user is identified as "Hi Peter Pascal" with a dropdown arrow. Below the header is a navigation bar with several menu items: "Districts", "Schools", "Classes", and "Resources". A red arrow points to the "Classes" menu item, which has a dropdown menu open. The dropdown menu contains three options: "All Classes", "Assigned Tests" (which is circled in red), and "Class Enrollment". Below the navigation bar, the page title is "Current Classes (3)" and there is a "Home" link and a "+ Add New Class" button. A table with three columns (Instructor, School Name, Term, Class Name, Period) and three rows of class data is shown. Each row has a small edit icon in a dropdown box to its right.

	INSTRUCTOR	SCHOOL NAME	TERM	CLASS NAME	PERIOD	
1	Fitzgerald, Mitzi	Harmonia	School Year 2022-2023	Math 185	0	
2	Fitzgerald, Mitzi	Harmonia	School Year 2022-2023	Check New Tests	0	
3	Zhou, Cherry	Harmonia	School Year 2022-2023	Roster Test	a	

Test Assignments (37)

2) Use the filter option to locate the test assignments (Note: filtering options will vary based on the user's role, The view shown below is for users with the **Full Access Administrator** role.)

To view a combined report, you must filter by a test name. When selections are complete, select “**Filter**”.

The screenshot shows the MDTP Diagnostic interface. At the top, there is a navigation bar with 'Districts', 'Schools', 'Classes', and 'Resources' dropdown menus. A search bar contains the name 'pascal'. The user is identified as 'Hi Peter Pascal'. Below the navigation bar, there is a breadcrumb trail: 'Home / Classes / Assignments'. The main heading is 'Assignments (77)'. Below this, there is a 'Filter by:' section with four dropdown menus: 'School Name', 'Faculty', 'Select Test', and 'Select Term'. The 'Select Test' and 'Filter' buttons are circled in red. To the right of the filter section is a 'Reset Filter' button and a '+ Add New Assignment' button. Below the filter section is a table of assignments.

<input type="checkbox"/>	SCHOOL NAME	INSTRUCTOR	CLASS NAME	PERIOD	TEST TITLE	START DATE	CODE	ACTIVE	CODE EXPIRES	<input type="checkbox"/>
<input type="checkbox"/>	1 Harmonia	Fitzgerald, Mitzi	Math 185	0	Assessment of Preparedness for 6th Grade Mathematics (6M35A20)	10/05/2022				<input type="checkbox"/>
<input type="checkbox"/>	2 Harmonia	Fitzgerald, Mitzi	Check New Tests	0	Algebra 1/Integrated Math 1 Readiness *Field Test (AM45F22)	08/04/2022	CKHCJ	No	Aug 4, 2022, 5:30:00 PM	<input type="checkbox"/>
<input type="checkbox"/>	3 Harmonia	Fitzgerald, Mitzi	Check New Tests	0	Algebra 1/Integrated Math 1 Readiness *Field Test (AM45E22)	08/04/2022	8APK6	No	Aug 4, 2022, 5:30:00 PM	<input type="checkbox"/>

3) Scroll to the bottom of the page to load all the assignments. This may take a while to load depending on how many assignments match the filter criteria.

MDTP DIAGNOSTIC

Hi Peter Pascal

Districts Schools Classes Resources

pascal



[Back to Previous Page](#)

[Home](#) / [Classes](#) / [Assignments](#)

Assignments (77)

Filter by:

School Name

Faculty

Select Test

Select Term

Filter

Reset Filter

+ Add New Assignment

<input type="checkbox"/>	SCHOOL NAME	INSTRUCTOR	CLASS NAME	PERIOD	TEST TITLE	START DATE	CODE	ACTIVE	CODE EXPIRES	
<input type="checkbox"/>	1 Harmonia	Fitzgerald, Mitzi	Math 185	0	Assessment of Preparedness for 6th Grade Mathematics (6M35A20)	10/05/2022				
<input type="checkbox"/>	2 Harmonia	Fitzgerald, Mitzi	Check New Tests	0	Algebra 1/Integrated Math 1 Readiness *Field Test (AM45F22)	08/04/2022	CKHCJ	No	Aug 4, 2022, 5:30:00 PM	
<input type="checkbox"/>	3 Harmonia	Fitzgerald, Mitzi	Check New Tests	0	Algebra 1/Integrated Math 1 Readiness *Field Test (AM45E22)	08/04/2022	8APK6	No	Aug 4, 2022, 5:30:00 PM	

4) Select the gray rectangle on the top row (shown here in the red square) to select and combine the results for all assignments with data. Select each gray rectangle next to the individual records to combine specific test reports.

MDTP Hi Peter Pascal

Districts Schools Classes Resources Search

[Back to Previous Page](#) Home / Classes / Assignments

Assignments (4)

Filter by:

<input type="checkbox"/>	SCHOOL NAME	INSTRUCTOR	CLASS NAME	PERIOD	TEST TITLE	START DATE	CODE	ACTIVE	CODE EXPIRES	
<input type="checkbox"/>	1 Harmonia	Sorensen, Jokull	Sorensen 7th Grade Per 1	1	Assessment of Preparedness for 7th Grade Mathematics (7M40A15)	08/06/2019	EK8KX	Yes	Aug 6, 2019, 5:30:00 PM	<input type="button" value="edit"/>
<input type="checkbox"/>	2 Harmonia	Sorensen, Jokull	Sorensen 7th Grade Per 1	1	Assessment of Preparedness for 7th Grade Mathematics (7M40A15)	05/15/2019	S8NCJ	No	Jun 22, 2019, 5:30:00 PM	<input type="button" value="edit"/>
<input type="checkbox"/>	3 Harmonia	Sorensen, Jokull	Sorensen 7th Grade Per 1	1	Assessment of Preparedness for 7th Grade Mathematics (7M40A15)	04/22/2019	22F7K	No	Jul 30, 2019, 5:30:00 PM	<input type="button" value="edit"/>
<input type="checkbox"/>	4 Harmonia	Porter, Pastoria	Pastoria Per 2	2	Assessment of Preparedness for 7th Grade Mathematics (7M40A15)	04/01/2019	4N8TU	No	May 30, 2019, 5:30:00 PM	<input type="button" value="edit"/>

5) Once two or more test records are selected, select “**View Combined Report**”.

***Note:** A combined report cannot be generated for different test types. If you select an Assessment of Preparedness for 7th Grade Mathematics and a Geometry Readiness Test (for example), the “**View Combined Report**” button will not appear.

MDTP Hi Peter Pascal

Districts Schools Classes Resources Search

Home / Classes / Assignments

Assignments (4)

Filter by: School Name Faculty Assessment of Preparat Select Term Filter Reset Filter

[+ Add New Assignment](#)
[View Combined Report](#)

<input type="checkbox"/>	SCHOOL NAME	INSTRUCTOR	CLASS NAME	PERIOD	TEST TITLE	START DATE	CODE	ACTIVE	CODE EXPIRES		
<input type="checkbox"/>	1	Harmonia	Sorensen, Jokull	Sorensen 7th Grade Per 1	1	Assessment of Preparedness for 7th Grade Mathematics (7M40A15)	08/06/2019	EK8KX	Yes	Aug 6, 2019, 5:30:00 PM	<input type="checkbox"/>
<input checked="" type="checkbox"/>	2	Harmonia	Sorensen, Jokull	Sorensen 7th Grade Per 1	1	Assessment of Preparedness for 7th Grade Mathematics (7M40A15)	05/15/2019	S8NCJ	No	Jun 22, 2019, 5:30:00 PM	<input checked="" type="checkbox"/>
<input checked="" type="checkbox"/>	3	Harmonia	Sorensen, Jokull	Sorensen 7th Grade Per 1	1	Assessment of Preparedness for 7th Grade Mathematics (7M40A15)	04/22/2019	22F7K	No	Jul 30, 2019, 5:30:00 PM	<input checked="" type="checkbox"/>
<input checked="" type="checkbox"/>	4	Harmonia	Porter, Pastoria	Pastoria Per 2	2	Assessment of Preparedness for 7th Grade Mathematics (7M40A15)	04/01/2019	4N8TU	No	May 30, 2019, 5:30:00 PM	<input checked="" type="checkbox"/>

6) This view shows the summary page for the combined report. See “**Navigating the Diagnostic Data and Reports Section**” to learn how to navigate and analyze MDTP data reports.

MDTP DIAGNOSTIC

Hi Peter Pascal ▾

Districts ▾ Schools ▾ Classes ▾ Resources ▾

pascal

🔍

< Back to Previous Page
Home / Assignments / Summary

Summary
Topic Summary
Item Analysis
Individual Results

Algebra 1/Integrated Math 1 Readiness *Field Test (AM45F22) Student Results

📄 Export as pdf

Class Name: Check New Tests (0)

Instructor: Fitzgerald, Mitzi

School: Harmonia

Date: 08/04/2022

Number of students: 1

Number of items: 45

Average Score: 45 (100%)

Class Name: Check New Tests (0)

Instructor: Fitzgerald, Mitzi

School: Harmonia

Date: 08/04/2022

Number of students: 1

Number of items: 45

Average Score: 45 (100%)

Class Average Topic Scores

For each topic, the height of its bar displays the average percent correct, the average number of correct responses is printed in its column. You may also hover over each bar to view the ratio of the number of items correct and the total number of items in each topic, and click each bar to drill into the topic's items.



Students at or above Critical Level

📄 Exp...

TOPIC ▲	ITEM COUNT	CRITICAL LEVEL	NO.OF STUDENTS	PERCENTAGE DIFFERENCE
DAPS: Data Analysis & Probability & Statistics	5	3	1/1	0
DECM: Decimals, including Applications; Percents; Absolute Value	6	4	1/1	0