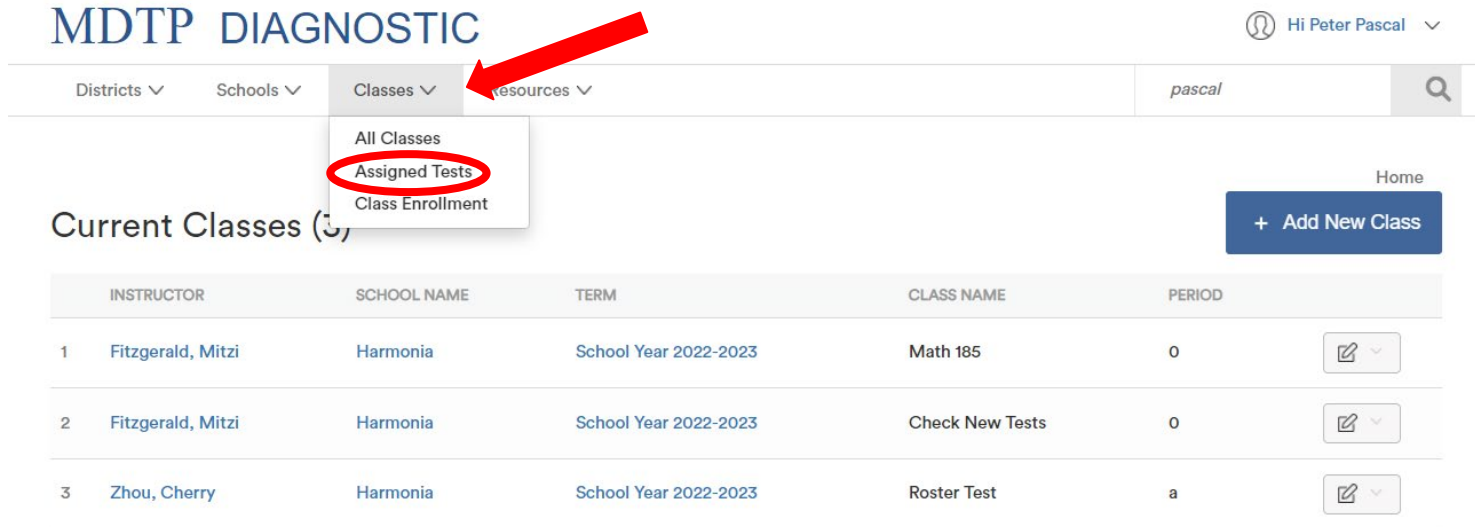


Viewing Data From a Previous Term

Note: The horizontal menu options vary based on the user's role, The view shown below is for users with the **Full Access Administrator** role. Users with **Limited Access** are unable to view other teachers' student data.

1) Select “Classes” then “Assigned Tests”.



MDTP DIAGNOSTIC




Hi Peter Pascal

Districts ▾ Schools ▾ **Classes ▾** Resources ▾

Assigned Tests

Current Classes (3)

+ Add New Class

	INSTRUCTOR	SCHOOL NAME	TERM	CLASS NAME	PERIOD	
1	Fitzgerald, Mitzi	Harmonia	School Year 2022-2023	Math 185	0	
2	Fitzgerald, Mitzi	Harmonia	School Year 2022-2023	Check New Tests	0	
3	Zhou, Cherry	Harmonia	School Year 2022-2023	Roster Test	a	

Test Assignments (37)

2) Use the filter option to locate the test assignments (Note: filtering options will vary based on the user's role, The view shown below is for users with the **Full Access Administrator** role.)

To view a combined report, you must filter by a test name. When selections are complete, select “**Filter**”.

The screenshot shows the MDTP Diagnostic interface. At the top, there is a navigation bar with 'MDTP DIAGNOSTIC' on the left and a user profile 'Hi Peter Pascal' on the right. Below this is a secondary navigation bar with 'Districts', 'Schools', 'Classes', and 'Resources' dropdown menus, a search bar containing 'pascal', and a magnifying glass icon. The main content area has a breadcrumb trail 'Home / Classes / Assignments' and a title 'Assignments (77)'. Below the title is a 'Filter by:' section with four dropdown menus: 'School Name', 'Faculty', 'Select Test', and 'Select Term'. The 'Select Test' dropdown is circled in red. To the right of these dropdowns is a 'Filter' button with a funnel icon, also circled in red, and a 'Reset Filter' button. A blue '+ Add New Assignment' button is located to the right of the filter section. Below the filter section is a table of assignments with columns: SCHOOL NAME, INSTRUCTOR, CLASS NAME, PERIOD, TEST TITLE, START DATE, CODE, ACTIVE, and CODE EXPIRES. The table contains three rows of data.

<input type="checkbox"/>	SCHOOL NAME	INSTRUCTOR	CLASS NAME	PERIOD	TEST TITLE	START DATE	CODE	ACTIVE	CODE EXPIRES	
<input type="checkbox"/>	1 Harmonia	Fitzgerald, Mitzi	Math 185	0	Assessment of Preparedness for 6th Grade Mathematics (6M35A20)	10/05/2022				<input type="checkbox"/>
<input type="checkbox"/>	2 Harmonia	Fitzgerald, Mitzi	Check New Tests	0	Algebra 1/Integrated Math 1 Readiness *Field Test (AM45F22)	08/04/2022	CKHCJ	No	Aug 4, 2022, 5:30:00 PM	<input type="checkbox"/>
<input type="checkbox"/>	3 Harmonia	Fitzgerald, Mitzi	Check New Tests	0	Algebra 1/Integrated Math 1 Readiness *Field Test (AM45E22)	08/04/2022	8APK6	No	Aug 4, 2022, 5:30:00 PM	<input type="checkbox"/>

3) Scroll to the bottom of the page to load all the assignments. This may take a while to load depending on how many assignments match the filter criteria.

MDTP DIAGNOSTIC

Hi Peter Pascal

Districts Schools Classes Resources

pascal



Back to Previous Page

Home / Classes / Assignments

Assignments (77)

Filter by:

School Name

Faculty

Select Test

Select Term

Filter

Reset Filter

+ Add New Assignment

<input type="checkbox"/>	SCHOOL NAME	INSTRUCTOR	CLASS NAME	PERIOD	TEST TITLE	START DATE	CODE	ACTIVE	CODE EXPIRES	
<input type="checkbox"/>	1 Harmonia	Fitzgerald, Mitzi	Math 185	0	Assessment of Preparedness for 6th Grade Mathematics (6M35A20)	10/05/2022				
<input type="checkbox"/>	2 Harmonia	Fitzgerald, Mitzi	Check New Tests	0	Algebra 1/Integrated Math 1 Readiness *Field Test (AM45F22)	08/04/2022	CKHCJ	No	Aug 4, 2022, 5:30:00 PM	
<input type="checkbox"/>	3 Harmonia	Fitzgerald, Mitzi	Check New Tests	0	Algebra 1/Integrated Math 1 Readiness *Field Test (AM45E22)	08/04/2022	8APK6	No	Aug 4, 2022, 5:30:00 PM	

4) Select the gray rectangle on the top row (shown here in the red square) to select and combine the results for all assignments with data. Select each gray rectangle next to the individual records to combine specific test reports.

MDTP Hi Peter Pascal

Districts Schools Classes Resources Search

[Back to Previous Page](#) Home / Classes / Assignments

Assignments (4)

Filter by:

<input type="checkbox"/>	SCHOOL NAME	INSTRUCTOR	CLASS NAME	PERIOD	TEST TITLE	START DATE	CODE	ACTIVE	CODE EXPIRES	
<input type="checkbox"/>	1 Harmonia	Sorensen, Jokull	Sorensen 7th Grade Per 1	1	Assessment of Preparedness for 7th Grade Mathematics (7M40A15)	08/06/2019	EK8KX	Yes	Aug 6, 2019, 5:30:00 PM	<input type="button" value="edit"/>
<input type="checkbox"/>	2 Harmonia	Sorensen, Jokull	Sorensen 7th Grade Per 1	1	Assessment of Preparedness for 7th Grade Mathematics (7M40A15)	05/15/2019	S8NCJ	No	Jun 22, 2019, 5:30:00 PM	<input type="button" value="edit"/>
<input type="checkbox"/>	3 Harmonia	Sorensen, Jokull	Sorensen 7th Grade Per 1	1	Assessment of Preparedness for 7th Grade Mathematics (7M40A15)	04/22/2019	22F7K	No	Jul 30, 2019, 5:30:00 PM	<input type="button" value="edit"/>
<input type="checkbox"/>	4 Harmonia	Porter, Pastoria	Pastoria Per 2	2	Assessment of Preparedness for 7th Grade Mathematics (7M40A15)	04/01/2019	4N8TU	No	May 30, 2019, 5:30:00 PM	<input type="button" value="edit"/>

5) Once two or more test records are selected, select “**View Combined Report**”.

***Note:** A combined report cannot be generated for different test types. If you select an Assessment of Preparedness for 7th Grade Mathematics and a Geometry Readiness Test (for example), the “**View Combined Report**” button will not appear.

The screenshot shows the MDTP web application interface. At the top left is the MDTP logo. On the top right, there is a user profile icon and the name "Hi Peter Pascal". Below the logo are navigation menus for "Districts", "Schools", "Classes", and "Resources". A search bar is located on the right side of the top navigation. Below the navigation is a breadcrumb trail: "Home / Classes / Assignments". The main heading is "Assignments (4)". Below the heading are filter controls: "Filter by:" followed by input fields for "School Name", "Faculty", "Assessment of Preparat...", and "Select Term", along with "Filter" and "Reset Filter" buttons. On the right side, there are two buttons: "+ Add New Assignment" and "View Combined Report". The "View Combined Report" button is circled in red. Below the filters is a table with the following columns: "SCHOOL NAME", "INSTRUCTOR", "CLASS NAME", "PERIOD", "TEST TITLE", "START DATE", "CODE", "ACTIVE", and "CODE EXPIRES". There are four rows of data, each with a checkbox on the left. The checkboxes for rows 2, 3, and 4 are checked and circled in red. Each row also has an edit icon in a dropdown menu on the right.

<input type="checkbox"/>	SCHOOL NAME	INSTRUCTOR	CLASS NAME	PERIOD	TEST TITLE	START DATE	CODE	ACTIVE	CODE EXPIRES		
<input type="checkbox"/>	1	Harmonia	Sorensen, Jokull	Sorensen 7th Grade Per 1	1	Assessment of Preparedness for 7th Grade Mathematics (7M40A15)	08/06/2019	EK8KX	Yes	Aug 6, 2019, 5:30:00 PM	<input type="text"/>
<input checked="" type="checkbox"/>	2	Harmonia	Sorensen, Jokull	Sorensen 7th Grade Per 1	1	Assessment of Preparedness for 7th Grade Mathematics (7M40A15)	05/15/2019	S8NCJ	No	Jun 22, 2019, 5:30:00 PM	<input type="text"/>
<input checked="" type="checkbox"/>	3	Harmonia	Sorensen, Jokull	Sorensen 7th Grade Per 1	1	Assessment of Preparedness for 7th Grade Mathematics (7M40A15)	04/22/2019	22F7K	No	Jul 30, 2019, 5:30:00 PM	<input type="text"/>
<input checked="" type="checkbox"/>	4	Harmonia	Porter, Pastoria	Pastoria Per 2	2	Assessment of Preparedness for 7th Grade Mathematics (7M40A15)	04/01/2019	4N8TU	No	May 30, 2019, 5:30:00 PM	<input type="text"/>

This view shows the summary page for the combined report. See **“Navigating the Diagnostic Data and Reports Section”** to learn how to navigate and analyze MDTP data reports.

MDTP DIAGNOSTIC
Hi Peter Pascal ▾

Districts ▾ Schools ▾ Classes ▾ Resources ▾
pascal
🔍

← Back to Previous Page
Home / Assignments / Summary

Summary
Topic Summary
Item Analysis
Individual Results

Algebra 1/Integrated Math 1 Readiness *Field Test (AM45F22) Student Results

📄 Export as pdf

Class Name: Check New Tests (0)

Instructor: Fitzgerald, Mitzi

School: Harmonia

Date: 08/04/2022

Number of students: 1

Number of items: 45

Average Score: 45 (100%)

Class Name: Check New Tests (0)

Instructor: Fitzgerald, Mitzi

School: Harmonia

Date: 08/04/2022

Number of students: 1

Number of items: 45

Average Score: 45 (100%)

Class Average Topic Scores

For each topic, the height of its bar displays the average percent correct, the average number of correct responses is printed in its column. You may also hover over each bar to view the ratio of the number of items correct and the total number of items in each topic, and click each bar to drill into the topic's items.



Students at or above Critical Level

📄 Exp...

TOPIC ▲	ITEM COUNT	CRITICAL LEVEL	NO.OF STUDENTS	PERCENTAGE DIFFERENCE
DAPS: Data Analysis & Probability & Statistics	5	3	1/1	0
DECM: Decimals, including Applications; Percents; Absolute Value	6	4	1/1	0

“Missing” or “Blank” data:

As part of MDTP’s data policy, all student personal identifiable data (except ID) from previous academic school years are removed from the MDTP online platform by January 1st. When viewing data over one-year old on the online platform, the student name is replaced by the student ID.

MDTP DIAGNOSTIC

Hi Only Full District Admin

Districts Schools Classes Resources Search

[Back to Previous Page](#) [Home](#) / [Assignments](#) / [Individual Results](#)

Summary Topic Summary Item Analysis Answer Timings **Individual Results**

High School Readiness Test (HS45A15) Student Results

[Export as pdf](#)

Class Name: [Pastoria Per 2 \(2\)](#)

Date: 02/07/2019

Individual Results

[Individual details](#) [Individual summary](#)

STUDENT NAME	PERCENT CORRECT	RAW SCORE	TOPICS PROFICIENT	ITEMS MARKED	LAST MARKED	FRAC	INTG	LINR	DAPS	FNCT	GEOM	DECM	EXPS	NUMBER OMITTED
0	2	01/45	0/8	6	45	0	0	0	0	0	1	0	0	39
99	22	10/45	0/8	33	45	1	1	1	1	1	3	1	1	12
90	4	02/45	0/8	11	43	0	0	0	0	0	1	0	1	34

If you download the Excel spreadsheets with data over one-year old, there will be blank fields for the students' names.

MDTP DIAGNOSTIC Hi Only Full District Admin

Districts Schools Classes Resources Search

[Back to Previous Page](#) Home / Assignments / Individual Results

Summary Topic Summary Item Analysis Answer Timings Individual Results

High School Readiness Test (HS45A15) Student Results

[Export as pdf](#)


Class Name: [Pastoria Per 2 \(2\)](#)

Date: 02/07/2019

Individual Results

[Individual details](#) [Individual summary](#)

STUDENT NAME	PERCENT CORRECT	RAW SCORE	TOPICS PROFICIENT	ITEMS MARKED	LAST MARKED	FRAC	INTG	LINR	DAPS	FUNCT	FROM	DECM	EXPS	NUMBER CORRECT
0	2	01/45	0/8	6	45	0	0	0	0	0	1	0	0	39
99	22	10/45	0/8	33	45	1	1	1	1	1	3	1	1	12
90	4	02/45	0/8	11	43	0	0	0	0	0	1	0	1	34



	A	B	C	D	E	F	G	H	I	J	K	L	M	N	
1	Student Last Name	Student First Name	Student ID #	Test code	School name	Faculty name	Class Name	Period	Start Date	Submission Date	Term	Raw Score	Percent	Number Attempted	Last At
2			0	HS45A15	Harmonia 2	Porter, Pastoria	Pastoria Per 2	2	Feb 07 2019	Feb 07 2019	School Year 2019-2020	1	2		6
3			90	HS45A15	Harmonia 2	Porter, Pastoria	Pastoria Per 2	2	Feb 07 2019	Feb 26 2019	School Year 2019-2020	2	4		11
4			99	HS45A15	Harmonia 2	Porter, Pastoria	Pastoria Per 2	2	Feb 07 2019	Mar 14 2019	School Year 2019-2020	10	22		33
5															
6															
7															