

Downloading and Exporting Reports

Download PDF results after a test has been taken.

- 1) Select “Classes” on the horizontal menu and select “All Classes” to see your current classes.

MDTP DIAGNOSTIC

Classes ▾ Resources ▾

All Classes
Assigned Tests
Class Enrollment

[Home](#) / [Classes](#)

Classes (4)

Filter by:

	INSTRUCTOR	SCHOOL NAME	TERM	CLASS NAME ▲	PERIOD	
1	Sorensen, Jokull	Harmonia	School Year 2021-2022	Sorensen 6th Grade Per 1 Paper	1	
2	Sorensen, Jokull	Harmonia	School Year 2021-2022	Sorensen 7th Grade Per 1	1	

2) Select the “**Action**” button then select “**View**”.

MDTP DIAGNOSTIC

Classes ▾

Resources ▾

[← Back to Previous Page](#)

[Home](#) / [Classes](#)

Classes (4)

Filter by:


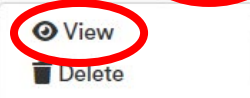
Select Terr ▾

Class Name


Filter

Reset Filter

+ Add New Class

	INSTRUCTOR	SCHOOL NAME	TERM	CLASS NAME ▲	PERIOD	
1	Sorensen, Jokull	Harmonia	School Year 2021-2022	Sorensen 6th Grade Per 1 Paper	1	
2	Sorensen, Jokull	Harmonia	School Year 2021-2022	Sorensen 7th Grade Per 1	1	
3	Sorensen, Jokull	Harmonia	School Year 2021-2022	Sorensen 7th Grade Per 4		

 View

 Delete

3) Select the “**Action**” button next to the class and select “**Report**”.

Sorensen 7th Grade Per 1

Instructor: [Sorensen, Jokull](#)

School Name: [Harmonia](#)




Term: [School Year 2019-2020](#)







Period: [1](#)

[Edit Class](#) - [Delete](#)

Assigned Tests (3)

[+ Add New Assignment](#)


	SCHOOL NAME	FACULTY	TEST TITLE	START DATE	CODE	ACTIVE	CODE EXPIRES		
<input type="checkbox"/>	1	Harmonia	Sorensen, Jokull	Assessment of Preparedness for 7th Grade Mathematics (7M40A15)	04/22/2019	NSQP7	No	Aug 26, 2019, 5:30:00 PM	
<input type="checkbox"/>	2	Harmonia	Sorensen, Jokull	Assessment of Preparedness for 7th Grade Mathematics (7M40A15)	05/15/2019	S8NCJ	No	Jun 22, 2019, 5:30:00 PM	
<input type="checkbox"/>	3	Harmonia	Sorensen, Jokull	Assessment of Preparedness for 7th Grade Mathematics (7M40A15)	08/06/2019	EK8KX	No	Aug 6, 2019, 12:00:00 PM	

-  View
-  **Report**
-  Edit
-  Proctor Exam
-  Preview Exam
-  Delete

Enrolled Students (9)

[Print preview](#)

[+ Add New Enrollment](#)

	FIRST NAME	LAST NAME	STUDENT ID	ACTIVE	
1	braham	butler	10	Yes	

4) Within the reports window, “Export as pdf” or “Export as Excel” to download MDTP reports. View the tutorial “Sample Reports” for examples of MDTP reports.

MDTP DIAGNOSTIC Hi Peter Pascal

Districts Schools Classes Resources

[Back to Previous Page](#) [Home](#) / [Assignments](#) / [Summary](#)

[Summary](#) [Topic Summary](#) [Item Analysis](#) [Answer Timings](#) [Individual Results](#)

Geometry Readiness Test (GR45A19) Student Results

[Email Student Results](#) [Export as pdf](#)

Class Name: Math 185 (0)
Date: 08/01/2019
Number of students: 5
Number of items: 45
Average Score: 9.8 (21.78%)

Class Average Topic Scores

For each topic, the height of its bar displays the average percent correct, the average number of correct responses is printed in its column. You may also hover over each bar to view the ratio of the number of items correct and the total number of items in each topic, and click each bar to drill into the topic's items.

Topic	Average Percent Correct
Topic 1	20.00
Topic 2	23.33
Topic 3	26.67
Topic 4	20.00
Topic 5	22.22
Topic 6	20.00

Students at or above Critical Level

[Export...](#)

TOPIC	ITEM COUNT	CRITICAL LEVEL	NO.OF STUDENTS	STUDENT PERCENT
DAPS: Data Analysis & Probability & Statistics	4	3	1	20%
EXPS: Exponents & Square Roots; Scientific Notation	6	4	1	20%