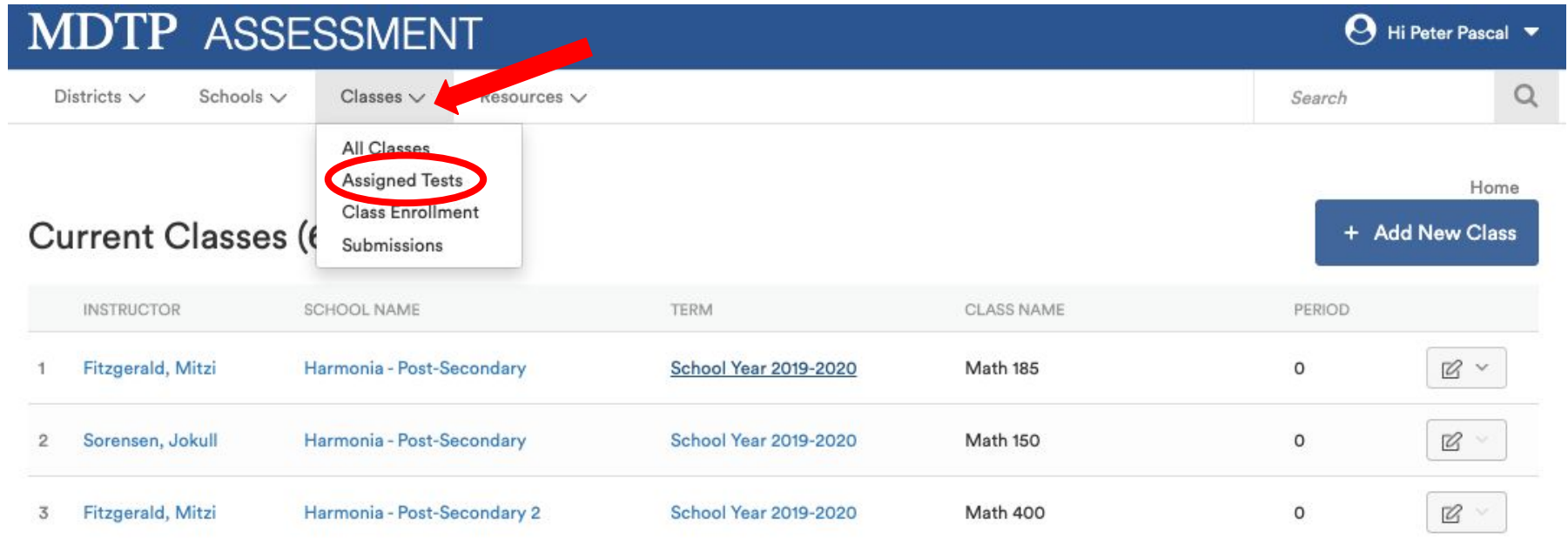


Viewing a Combined Report

Note: Instructions given in this document assumes that the user is a district admin.

Viewing reports of combined data:

1) Click on “Classes” in the top menu, then click “Assigned Tests”.



MDTP ASSESSMENT




Hi Peter Pascal

Districts ▾ Schools ▾ Classes ▾ Resources ▾

Search

All Classes
Assigned Tests
Class Enrollment
Submissions

Home
+ Add New Class

	INSTRUCTOR	SCHOOL NAME	TERM	CLASS NAME	PERIOD	
1	Fitzgerald, Mitzi	Harmonia - Post-Secondary	School Year 2019-2020	Math 185	0	
2	Sorensen, Jokull	Harmonia - Post-Secondary	School Year 2019-2020	Math 150	0	
3	Fitzgerald, Mitzi	Harmonia - Post-Secondary 2	School Year 2019-2020	Math 400	0	

2) Using the dropdown arrows, select the filtering options to sort the assignments. Filtering options will vary based on user role and access level. In order to view a report, one filter must be a selected test. When selections are complete, click the rectangle “**Filter**”.

The screenshot shows the MDTP ASSESSMENT interface. At the top, there is a blue header with the text "MDTP ASSESSMENT" and a user profile "Hi Peter Pascal". Below the header, there are navigation links for "Districts", "Schools", "Classes", and "Resources", along with a search bar. The main content area shows a breadcrumb trail "Home / Classes / Assignments" and a heading "Assignments (18)". Below the heading, there is a filter section with the text "Filter by:" followed by several dropdown menus: "School Name", "Faculty", "Select Test", "Select Term", and "Filter". The "Select Test" and "Filter" buttons are circled in red. To the right of the filter section is a blue button labeled "+ Add New Assignment". Below the filter section is a table with the following columns: "SCHOOL NAME", "INSTRUCTOR", "CLASS NAME", "PERIOD", "TEST TITLE", "START DATE", "TIME LIMIT (HH:MM:SS)", "CODE", "ACTIVE", and "CODE EXPIRES". The table contains three rows of assignment data.

	SCHOOL NAME	INSTRUCTOR	CLASS NAME	PERIOD	TEST TITLE	START DATE	TIME LIMIT (HH:MM:SS)	CODE	ACTIVE	CODE EXPIRES	
1	Harmonia - Secondary	Sorensen, Jokull	Incoming 9th Grade 2020	0	9th Grade Assessment (9A40A19)	01/17/2020	00:00:00	X4E8	Yes	Jan 19, 2020, 11:59:00 PM	
2	Harmonia - Secondary	Fitzgerald, Mitzi	Math 10	0	9th Grade Assessment (9A40A19)	01/07/2020	02:00:00	QMXB	Yes	Jan 31, 2020, 11:59:00 PM	
3	Harmonia - Secondary	Sorensen, Jokull	Incoming 9th Grade 2020	0	9th Grade Assessment (9A40A19)	01/07/2020	00:00:00	TETS	Yes	Jan 11, 2020, 11:59:00 PM	

3) Click the gray rectangle on the top row (shown here in the red square) to view all test reports or click on the gray rectangle next to each record to select individual test reports.

[Back to Previous Page](#)

[Home](#) / [Classes](#) / [Assignments](#)

Assignments (3)

Filter by:

School Name

Faculty

9th Grade Asses: ▾

Select Term ▾

Filter

Reset Filter

[+ Add New Assignment](#)

	SCHOOL NAME	INSTRUCTOR	CLASS NAME	PERIOD	TEST TITLE	START DATE	TIME LIMIT (HH:MM:SS)	CODE	ACTIVE	CODE EXPIRES	
<input type="checkbox"/>	Harmonia - Secondary	Sorensen, Jokull	Incoming 9th Grade 2020	0	9th Grade Assessment (9A40A19)	01/17/2020	00:00:00	X4E8	Yes	Jan 19, 2020, 11:59:00 PM	<input type="checkbox"/>
<input type="checkbox"/>	Harmonia - Secondary	Fitzgerald, Mitzi	Math 10	0	9th Grade Assessment (9A40A19)	01/07/2020	02:00:00	QMXB	Yes	Jan 31, 2020, 11:59:00 PM	<input type="checkbox"/>
<input type="checkbox"/>	Harmonia - Secondary	Sorensen, Jokull	Incoming 9th Grade 2020	0	9th Grade Assessment (9A40A19)	01/07/2020	00:00:00	TETS	Yes	Jan 11, 2020, 11:59:00 PM	<input type="checkbox"/>

4) Once two or more test records are selected, click on the green “View Combined Report” button on the right.

MDTP ASSESSMENT Hi Peter Pascal

Districts ▾ Schools ▾ Classes ▾ Resources ▾

[Back to Previous Page](#) [Home](#) / [Classes](#) / [Assignments](#)

Assignments (3)

Filter by:

<input type="checkbox"/>	SCHOOL NAME	INSTRUCTOR	CLASS NAME	PERIOD	TEST TITLE	START DATE	TIME LIMIT (HH:MM:SS)	CODE	ACTIVE	CODE EXPIRES	
<input type="checkbox"/>	1 Harmonia - Secondary	Sorensen, Jokull	Incoming 9th Grade 2020	0	9th Grade Assessment (9A40A19)	01/17/2020	00:00:00	X4E8	Yes	Jan 19, 2020, 11:59:00 PM	<input type="button" value="Edit"/>
<input checked="" type="checkbox"/>	2 Harmonia - Secondary	Fitzgerald, Mitzi	Math 10	0	9th Grade Assessment (9A40A19)	01/07/2020	02:00:00	QMXB	Yes	Jan 31, 2020, 11:59:00 PM	<input type="button" value="Edit"/>
<input checked="" type="checkbox"/>	3 Harmonia - Secondary	Sorensen, Jokull	Incoming 9th Grade 2020	0	9th Grade Assessment (9A40A19)	01/07/2020	00:00:00	TETS	Yes	Jan 11, 2020, 11:59:00 PM	<input type="button" value="Edit"/>

***Note:** A combined report cannot be generated for different test types. If you select a 9th Grade Assessment and a Geometry Assessment, the “View Combined Report” button will not appear.

5) You will see the summary page for the combined report. For more information on how to navigate and understand MDTP reports, please view the PDF tutorial **“Navigating the Diagnostic Data and Reports Section”**.

MDTP ASSESSMENT
Hi Peter Pascal

Districts ▾ Schools ▾ Classes ▾ Resources ▾
Search Q

← Back to Previous Page
Home / Assignments / Summary

Summary
Topic Summary
Item Analysis
Answer Timings
Individual Results

9th Grade Assessment (9A40A19) Student Results

Export as pdf

Class Name:	Math 10 Incoming 9th Grade 2020
Date:	01/07/2020
Number of students:	2
Number of items:	40
Average Score:	7 (17.5%)

Class Average Topic Scores

For each topic, the height of its bar displays the average percent correct, the average number of correct responses is printed in its column. You may also hover over each bar to view the ratio of the number of items correct and the total number of items in each topic, and click each bar to drill into the topic's items.

TOPIC →	ITEM COUNT	PERCENT CORRECT
DECM: Decimals, including Applications; Percents; Absolute Value	8	13%
EXEQ: Equations, Expressions, & Inequalities	6	8%
EXPS: Exponents & Square Roots; Scientific Notation	5	30%
FRAC: Fractions; Including Applications	4	13%