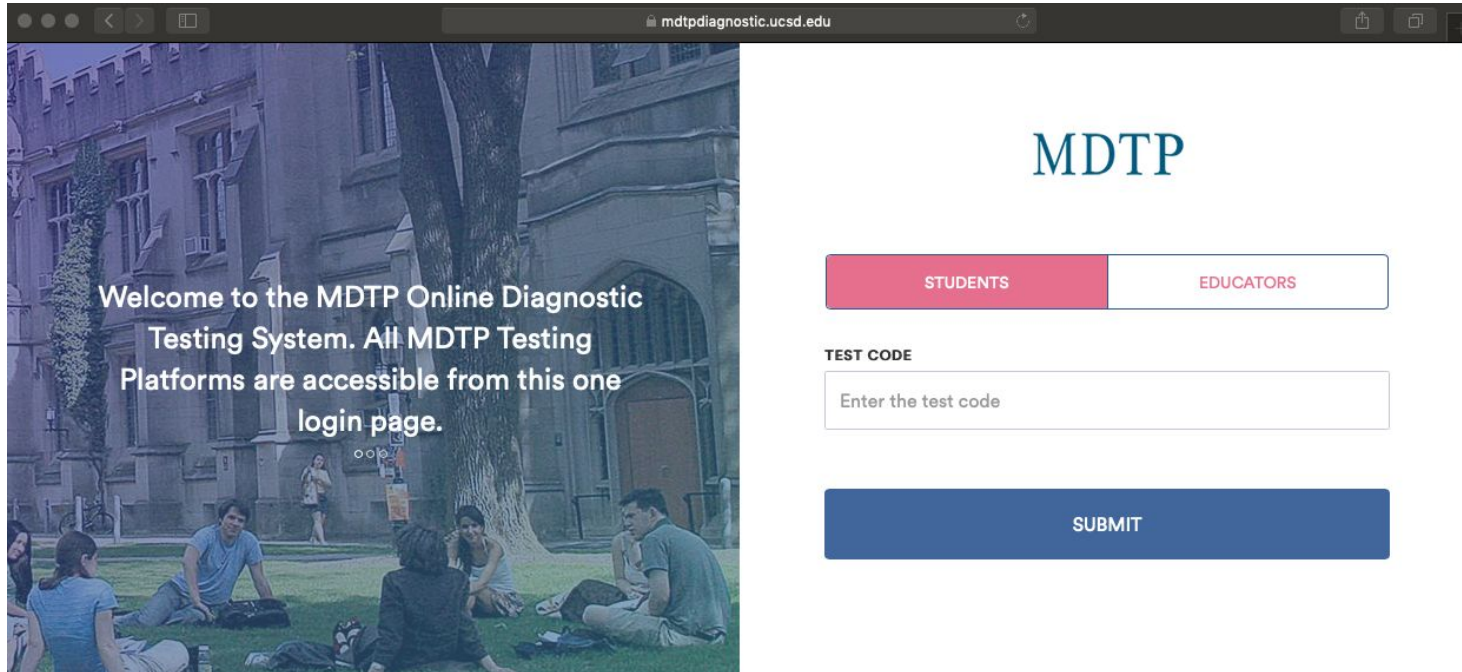


Students Entering and Exiting a Test

Note: Instructions given in this document assume an exam has been assigned and activated.

1) Enter the following URL into the internet browser: <https://mdtpdiagnostic.ucsd.edu/>



2) Enter the test code then click “**Submit**”.



MDTP

STUDENTS

FACULTY

TEST CODE

••••

SUBMIT

3) Students will enter their **First Name, Last Name, and Enrollment ID.**

MDTP

STUDENTS

FACULTY

Instructor: Jokull, Sorensen

Class: calculus 0

The test code will be expired on 06/18/2021 23:59 PM

FIRST NAME

Adli

LAST NAME

James

STUDENT ID

158235

LOGIN

4) Students are provided with exam instructions and may begin the test by clicking “**Begin Test**”.

Student Name: medley vonk

Math Testing

Test Instructions: 9th Grade Assessment (9A40A19)

This is an assessment of mathematics topics essential for readiness in a California Common Core State Standards first year high school Integrated Mathematics or Algebra course.

CALCULATORS ARE NOT RECOMMENDED

INSTRUCTIONS

1. Wait for the proctor to instruct you to begin the test.
2. Work each problem on scratch paper, and click on the best response from the given choices.
3. All scratch paper must be turned in when the test is finished.
4. For you and your teacher to make the best use of the test results, you should not guess.
If you cannot answer a question, leave it blank.
5. If you are spending too much time on a question, skip it. You may return to skipped items at anytime during the test.

Begin Test

5) Students may navigate the test by clicking on the “Next” and “Previous” buttons or by clicking on the test question number. If a time limit was specified, the “Time Remaining” will be shown.

Student Name: medley vonk

9th Grade Assessment 

Time Remaining: 01:59:09

1 2 3 4 5 6 7 8 9 10 11 12 13 14 15 16 17 18 19 20 21 22 23 24 25 26 27 28 29 30

40 Total Questions
✔ 0 Answered
⏪ 0 Skipped
39 Not Seen

Question 1 of 40

Previous

Next

A

B

C

D

6) Responses are automatically saved each time a student answers a question or moves onto another question.

Student Name: medley vonk

9th Grade Assessment 

Time Remaining: 01:58:35



40 Total Questions
✓ 10 Answered
➔ 5 Skipped
24 Not Seen

Question 1 of 40

Previous

Next

Unselect

A

B

C

D

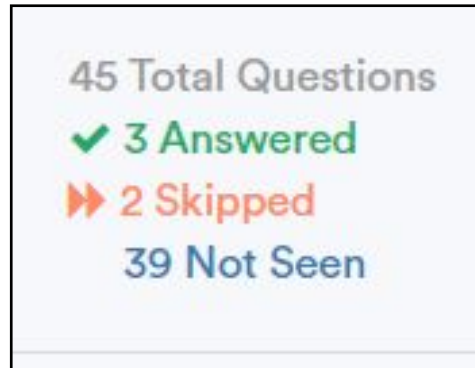

7) Students can keep track of their test progress by referring to the list of test questions at the top and the summary provided at the top right of the screen.

A green checkmark on the top right of the number indicates a saved response

Orange double arrows indicate a skipped question, i.e. moving on to a different question without selecting an answer

The filled blue circle is the question number the student is currently viewing

Unfilled blue circles are the questions the student has not seen yet



8) When students are ready to exit the test, they can click the “**Finish**” button if they are on the last question of the test.

Student Name: medley vonk

9th Grade Assessment 

Time Remaining: 01:48:20



40 Total Questions
✓ 10 Answered
➔ 5 Skipped
24 Not Seen

Question 40 of 40

Previous

Finish

A

B

C

D



9) A popup will appear notifying students that their submission is final and will be unable to change their answers once submitted.

- a. Click **“Submit & Exit”** to submit answers and exit the test.
- b. Click **“Cancel”** to return to the exam.

Student Name: medley vonk 9th Grade Assessment


Time Remaining: 01:48:05

40 Total Questions
✓ 10 Answered
➔ 6 Skipped
24 Not Seen

Question 40 of 40

Previous Finish

A B C D



Are you sure you want to submit and exit your test? This action is final, and you will not be allowed to access your test once submitted.

Submit & Exit Cancel

10) If “**Submit & Exit**” is clicked, a popup window appears with a test summary. Clicking “**Logout**” will exit the test and redirect the student back to the login screen.

The screenshot displays a digital assessment interface for a 9th Grade Assessment. A white popup window is centered on the screen, titled "Finish Test for medley vonk". The popup contains the following information:

- 24 Unseen questions
- 6 Skipped questions
- 10 Answered questions

A blue "Logout" button is located at the bottom right of the popup. The background interface shows a "Time Remaining: 01:47:49" in a blue box on the left. A progress bar at the top indicates 40 total questions, with 10 answered (green checkmarks), 6 skipped (red arrows), and 23 not seen (grey). The current question is "Question 40 of 40". The question content is partially obscured by the popup, but multiple-choice options A, B, C, and D are visible on the left. "Previous" and "Finish" buttons are located at the bottom right of the question area.