

THE CALIFORNIA STATE UNIVERSITY

# MATHEMATICS DIAGNOSTIC TESTING PROJECT

UNIVERSITY OF CALIFORNIA

<http://mdtp.ucsd.edu>

---

## **MDTP Sample Diagnostic Test Results Reports**

Teachers or schools may contact their regional sites for help with interpreting the reports of their test results.

All data shown in the following sample report and letter are fictitious. MDTP does not have an TR45K08 test. The answer key and topics were randomly selected and do not align to any MDTP test.

The School Name, Teacher Name, Student Names, and Student Responses are also fictitious.

California State University/University of California  
MATHEMATICS DIAGNOSTIC TESTING PROJECT  
Regional Site Name  
October 7, 2008

Instructor:	Last, First	File Number:	654321
Class Period:	6	Test Date:	09/2007
SchoolCode:	777777	Scoring Date:	1/7/2008
School:	Your School's Name	Test Type:	9764508
City:	Your Town	Test Code:	TR45K08
Student Count:	25	Course:	BA

Student List

Alast, First  
Clast, Second  
Dlast, Third  
Elast, Fourth  
Flast, Fifth  
Glast, Sixth  
Hlast, Seventh  
Ilast, Eighth  
Jlast, Ninth  
Klast, Tenth  
Llast, Eleventh  
Mlast, Twelfth  
Nlast, Thirteenth  
Olast, Fourteenth  
Plast, Fifteenth  
Qlast, Sixteenth  
Rlast, Seventeenth  
Slast, Eighteenth  
Tlast, Nineteenth  
Ulast, Twentieth  
Vlast, Twenty-first  
Wlast, Twenty-second  
Xlast, Twenty-third  
Ylast, Twenty-fourth  
Zlast, Twenty-fifth

California State University/University of California  
MATHEMATICS DIAGNOSTIC TESTING PROJECT  
October 7, 2008

Regional Site Director's Name  
Regional Site Name  
Regional Site Address - line 1  
Regional Site Address - line 2  
City, CA Zip  
Regional Site Telephone Number  
Regional Site E-Mail Address

Last, First  
Your School's Name  
Your Town, CA

The MDTP Mathematics Course Readiness Test recently given to your students includes 45 items in 7 topics. Listed below are the number of items in each topic.

<u>Code</u>	<u>Topic</u>	<u>Number of Items</u>
INTG	Integers	8
FRAC	Fractions and their Applications	7
DECM	Decimals, their Operations & Applications; Percent	9
EXPS	Exponents and Square Roots; Scientific Notation	4
LTEQ	Literals & Equations	4
GMCG	Geometric Measurement and Coordinate Geometry	7
DAPR	Data Analysis, Probability, & Statistics	6

The results of this test are presented for the class as a whole, test topics, test items, and individual students. Each student should be given the Individual Student Letter reporting that student's results.

Some reports include the Critical Level for each topic. This is what MDTP considers to be the minimum number of correct responses for a student to show adequate preparation in that topic.

California State University/University of California  
**MATHEMATICS DIAGNOSTIC TESTING PROJECT**  
 October 7, 2008

Regional Site Name  
 Regional Site Telephone  
 Regional Site E-Mail

Mathematics Course Readiness (TR45K08) Test Results Class Results

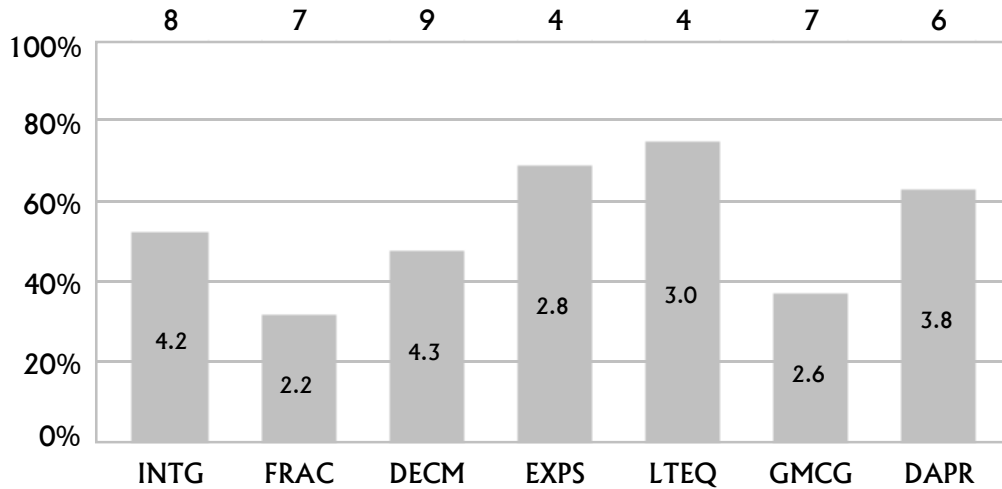
Number of students: 25

Number of items: 45

Average Score: 22.8 (51%)

**Class Average Topic Scores**

For each topic, the height of its bar displays the average percent correct, the average number of correct responses is printed in its column, and the number of items is printed above its column.



**Students at or above Critical Level**

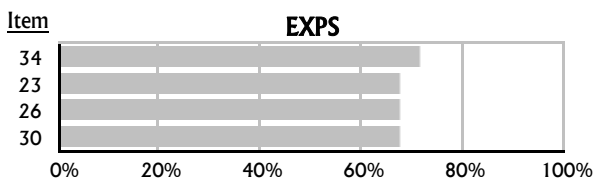
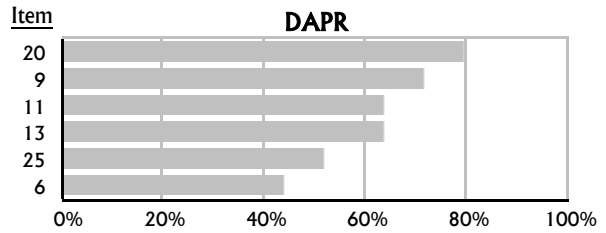
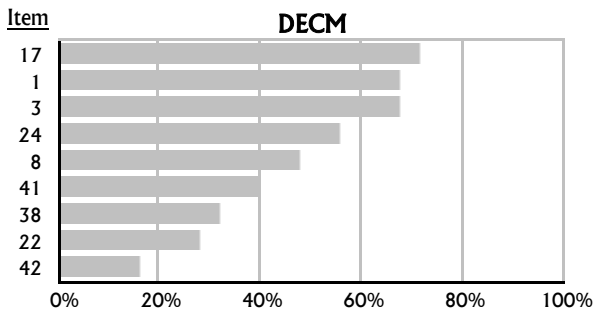
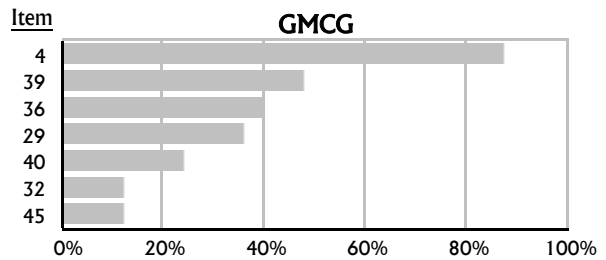
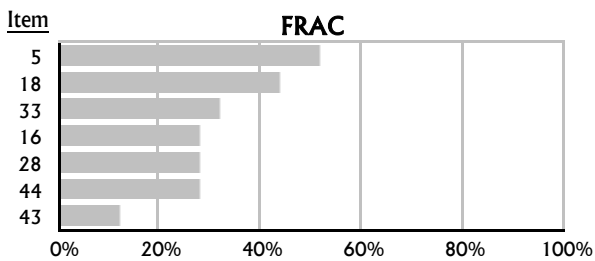
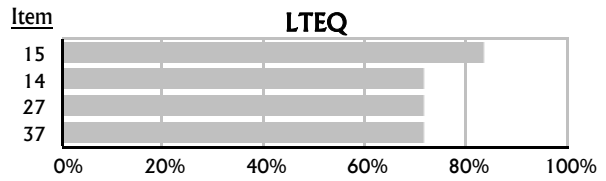
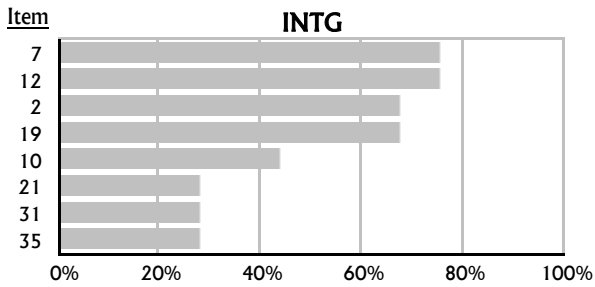
Topic Code	Item Count	Critical Level	Students	
			Number	Percent
INTG	8	6	3	12%
FRAC	7	5	1	4%
DECM	9	6	5	20%
EXPS	4	3	15	60%
LTEQ	4	3	19	76%
GMCG	7	5	1	4%
DAPR	6	4	14	56%

The Critical Level for each topic is what MDTP considers to be the minimum number of correct responses for a student to show adequate preparation in that topic.

California State University/University of California  
**MATHEMATICS DIAGNOSTIC TESTING PROJECT**  
 October 7, 2008

Regional Site Name  
 Regional Site Telephone  
 Regional Site E-Mail

Graphic Display of Class Results  
Grouped by Topic, Ordered by % Correct



California State University/University of California  
 MATHEMATICS DIAGNOSTIC TESTING PROJECT  
 October 7, 2008

Regional Site Name  
 Regional Site Telephone Number  
 Regional Site E-Mail

Item Analysis by Percentage of Students

Number of Students: 25

ITEM	TOPIC	CORRECT	OMITTED	A	B	C	D	E
1	DECM	68	4	4	<u>68</u>	20	4	0
2	INTG	68	0	16	4	<u>68</u>	12	0
3	DECM	68	0	24	0	<u>68</u>	8	0
4	GMCG	88	0	4	4	4	<u>88</u>	0
5	FRAC	52	0	<u>52</u>	16	8	20	4
6	DAPR	44	4	28	<u>44</u>	12	12	0
7	INTG	76	0	8	0	<u>76</u>	16	0
8	DECM	48	0	<u>48</u>	28	4	20	0
9	DAPR	72	0	4	12	<u>72</u>	12	0
10	INTG	44	0	28	8	20	<u>44</u>	0
11	DAPR	64	4	4	<u>64</u>	24	4	0
12	INTG	76	0	<u>76</u>	0	4	20	0
13	DAPR	64	4	28	0	0	<u>64</u>	4
14	LTEQ	72	0	<u>72</u>	24	0	4	0
15	LTEQ	84	0	4	<u>84</u>	8	4	0
16	FRAC	28	0	24	24	<u>28</u>	24	0
17	DECM	72	0	0	4	24	<u>72</u>	0
18	FRAC	44	4	4	28	<u>44</u>	16	4
19	INTG	68	0	4	4	<u>68</u>	24	0
20	DAPR	80	0	8	<u>80</u>	0	12	0
21	INTG	28	0	8	<u>28</u>	64	0	0
22	DECM	28	4	0	28	36	<u>28</u>	4
23	EXPS	68	0	<u>68</u>	8	4	20	0
24	DECM	56	0	20	<u>56</u>	12	12	0
25	DAPR	52	4	20	12	<u>52</u>	12	0
26	EXPS	68	0	4	16	12	<u>68</u>	0
27	LTEQ	72	4	4	<u>72</u>	16	4	0
28	FRAC	28	0	36	<u>28</u>	12	24	0
29	GMCG	36	0	<u>36</u>	24	24	16	0
30	EXPS	68	8	4	<u>68</u>	4	16	0

Omitted indicates either no bubble was filled in or multiple bubbles were filled in.  
 The correct response is underlined.

<u>School</u>	<u>Instructor</u>	<u>Period</u>	<u>Test Date</u>	<u>Test Code</u>	<u>File Number</u>
Your School's Name	Last	6	09/2007	TR45K08	654321

California State University/University of California  
 MATHEMATICS DIAGNOSTIC TESTING PROJECT  
 October 7, 2008

Regional Site Name  
 Regional Site Telephone Number  
 Regional Site E-Mail

Item Analysis by Percentage of Students

Number of Students: 25

ITEM	TOPIC	CORRECT	OMITTED	A	B	C	D	E
31	INTG	28	8	4	8	<u>28</u>	48	4
32	GMCG	12	4	32	32	<u>20</u>	<u>12</u>	0
33	FRAC	32	4	0	20	44	<u>32</u>	0
34	EXPS	72	4	12	<u>72</u>	0	12	0
35	INTG	28	8	24	36	<u>28</u>	4	0
36	GMCG	40	8	<u>40</u>	8	28	16	0
37	LTEQ	72	4	12	12	<u>72</u>	0	0
38	DECM	32	4	20	24	<u>32</u>	20	0
39	GMCG	48	8	12	16	16	<u>48</u>	0
40	GMCG	24	8	32	24	<u>24</u>	12	0
41	DECM	40	12	8	<u>40</u>	12	24	4
42	DECM	16	12	4	<u>16</u>	8	56	4
43	FRAC	12	12	<u>12</u>	12	44	20	0
44	FRAC	28	12	8	<u>28</u>	32	20	0
45	GMCG	12	16	<u>12</u>	8	32	28	4

Omitted indicates either no bubble was filled in or multiple bubbles were filled in.  
 The correct response is underlined.

<u>School</u>	<u>Instructor</u>	<u>Period</u>	<u>Test Date</u>	<u>Test Code</u>	<u>File Number</u>
Your School's Name	Last	6	09/2007	TR45K08	654321



California State University/University of California  
 MATHEMATICS DIAGNOSTIC TESTING PROJECT  
 October 7, 2008

Regional Site Name  
 Regional Site Telephone Number  
 Regional Site E-Mail

Item Analysis by Number of Students

Number of Students: 25

ITEM	TOPIC	CORRECT	OMITTED	A	B	C	D	E
31	INTG	7	2	1	2	<u>7</u>	12	1
32	GMCG	3	1	8	8	5	<u>3</u>	0
33	FRAC	8	1	0	5	11	<u>8</u>	0
34	EXPS	18	1	3	<u>18</u>	0	3	0
35	INTG	7	2	6	9	<u>7</u>	1	0
36	GMCG	10	2	<u>10</u>	2	7	4	0
37	LTEQ	18	1	3	3	<u>18</u>	0	0
38	DECM	8	1	5	6	<u>8</u>	5	0
39	GMCG	12	2	3	4	4	<u>12</u>	0
40	GMCG	6	2	8	6	<u>6</u>	3	0
41	DECM	10	3	2	<u>10</u>	3	6	1
42	DECM	4	3	1	<u>4</u>	2	14	1
43	FRAC	3	3	<u>3</u>	3	11	5	0
44	FRAC	7	3	2	<u>7</u>	8	5	0
45	GMCG	3	4	<u>3</u>	2	8	7	1

Omitted indicates either no bubble was filled in or multiple bubbles were filled in.  
 The correct response is underlined.

<u>School</u>	<u>Instructor</u>	<u>Period</u>	<u>Test Date</u>	<u>Test Code</u>	<u>File Number</u>
Your School's Name	Last	6	09/2007	TR45K08	654321

California State University/University of California  
 MATHEMATICS DIAGNOSTIC TESTING PROJECT  
 October 7, 2008

Regional Site Name  
 Regional Site Telephone Number  
 Regional Site E-Mail

Individual Student Results

Number of Students: 25

Average Score: 22.8

Number of Items Critical Level	Total	INTG	FRAC	DECM	EXPS	LTEQ	GMCG	DAPR	Items Marked	Last Item Marked
	45 N/A	8 6	7 5	9 6	4 3	4 3	7 5	6 4		
Alast, First	28	6	2*	4*	4	4	3*	5	40	40
Clast, Second	27	5*	3*	6	3	3	3*	4	43	45
Dlast, Third	23	5*	4*	5*	3	3	1*	2*	45	45
Elast, Fourth	16	3*	1*	3*	2*	3	2*	2*	44	45
Flast, Fifth	18	3*	2*	2*	2*	4	3*	2*	45	45
Glast, Sixth	19	2*	0*	5*	4	3	1*	4	38	38
Hlast, Seventh	19	4*	0*	3*	3	3	3*	3*	43	45
Ilast, Eighth	18	3*	1*	3*	3	2*	3*	3*	44	45
Jlast, Ninth	26	5*	4*	5*	2*	3	2*	5	30	30
Klast, Tenth	26	3*	2*	6	4	3	3*	5	45	45
Llast, Eleventh	21	3*	3*	3*	2*	3	4*	3*	45	45
Mlast, Twelfth	26	5*	2*	5*	3	4	2*	5	45	45
Nlast, Thirteenth	19	4*	1*	2*	3	2*	1*	6	45	45
Olast, Fourteenth	15	3*	1*	2*	2*	1*	3*	3*	45	45
Plast, Fifteenth	26	5*	3*	4*	3	3	4*	4	45	45
Qlast, Sixteenth	28	5*	4*	5*	2*	3	4*	5	45	45
Rlast, Seventeenth	14	3*	0*	3*	1*	2*	2*	3*	42	45
Slast, Eighteenth	13	1*	2*	4*	2*	2*	1*	1*	45	45
Tlast, Nineteenth	39	8	6	8	4	4	3*	6	45	45
Ulast, Twentieth	30	5*	3*	5*	4	4	4*	5	44	44
Vlast, Twenty-first	22	6	3*	3*	3	3	2*	2*	43	45
Wlast, Twenty-second	24	5*	3*	5*	3	2*	2*	4	45	45
Xlast, Twenty-third	14	3*	1*	2*	2*	4	0*	2*	45	45
Ylast, Twenty-fourth	34	5*	4*	8	3	4	5	5	45	45
Zlast, Twenty-fifth	25	4*	1*	6	2*	3	4*	5	43	45

Asterisk indicates score below the Critical Level for this topic. The Critical Level for each topic is what MDTP considers to be the minimum number of correct responses for a student to show adequate preparation in that topic.

<u>School</u>	<u>Instructor</u>	<u>Period</u>	<u>Test Date</u>	<u>Test Code</u>	<u>File Number</u>
Your School's Name	Last	6	09/2007	TR45K08	654321

California State University/University of California  
MATHEMATICS DIAGNOSTIC TESTING PROJECT

October 7, 2008

Your School's Name  
Your Town

To: Ninth Jlast

Here are the diagnostic results from the "Mathematics Course Readiness Test", TR45K08, that you have recently taken. Your Score, the Critical Level, and the Total Possible score for each topic are reported below. The Critical Level for each topic is what MDTP considers to be the minimum number of correct responses for you to show adequate preparation in that topic.

	Your Score	Critical Level	Total Possible
Congratulations! Your results indicate that you have done well in each of the following topics:			
Literals & Equations	3	3	4
Data Analysis, Probability, & Statistics	5	4	6
However, your results indicate you need review in the following topics:			
Integers	5	6	8
Fractions and their Applications	4	5	7
Decimals, their Operations & Applications; Percent	5	6	9
Exponents and Square Roots; Scientific Notation	2	3	4
Your results indicate you need substantial review in the following topics:			
Geometric Measurement and Coordinate Geometry	2	5	7

Your total score is 26 out of 45, which is 58%. We hope you find this information helpful. Please contact your teacher for specific activities and assignments that will aid in any necessary review.

California State University/University of California  
MATHEMATICS DIAGNOSTIC TESTING PROJECT

October 7, 2008

Your School's Name  
Your Town

To: Tenth Klast

Here are the diagnostic results from the "Mathematics Course Readiness Test", TR45K08, that you have recently taken. Your Score, the Critical Level, and the Total Possible score for each topic are reported below. The Critical Level for each topic is what MDTP considers to be the minimum number of correct responses for you to show adequate preparation in that topic.

	Your Score	Critical Level	Total Possible
Congratulations! Your results indicate that you have done well in each of the following topics:			
Decimals, their Operations & Applications; Percent	6	6	9
Exponents and Square Roots; Scientific Notation	4	3	4
Literals & Equations	3	3	4
Data Analysis, Probability, & Statistics	5	4	6

However, your results indicate you need substantial review in the following topics:

Integers	3	6	8
Fractions and their Applications	2	5	7
Geometric Measurement and Coordinate Geometry	3	5	7

Your total score is 26 out of 45, which is 58%. We hope you find this information helpful. Please contact your teacher for specific activities and assignments that will aid in any necessary review.

California State University/University of California  
MATHEMATICS DIAGNOSTIC TESTING PROJECT

October 7, 2008

Your School's Name  
Your Town

To: Twelfth Mlast

Here are the diagnostic results from the "Mathematics Course Readiness Test", TR45K08, that you have recently taken. Your Score, the Critical Level, and the Total Possible score for each topic are reported below. The Critical Level for each topic is what MDTP considers to be the minimum number of correct responses for you to show adequate preparation in that topic.

	Your Score	Critical Level	Total Possible
Congratulations! Your results indicate that you have done well in each of the following topics:			
Exponents and Square Roots; Scientific Notation	3	3	4
Literals & Equations	4	3	4
Data Analysis, Probability, & Statistics	5	4	6
However, your results indicate you need review in the following topics:			
Integers	5	6	8
Decimals, their Operations & Applications; Percent	5	6	9
Your results indicate you need substantial review in the following topics:			
Fractions and their Applications	2	5	7
Geometric Measurement and Coordinate Geometry	2	5	7

Your total score is 26 out of 45, which is 58%. We hope you find this information helpful. Please contact your teacher for specific activities and assignments that will aid in any necessary review.

California State University/University of California  
MATHEMATICS DIAGNOSTIC TESTING PROJECT

October 7, 2008

Your School's Name  
Your Town

To: Fifteenth Plst

Here are the diagnostic results from the "Mathematics Course Readiness Test", TR45K08, that you have recently taken. Your Score, the Critical Level, and the Total Possible score for each topic are reported below. The Critical Level for each topic is what MDTP considers to be the minimum number of correct responses for you to show adequate preparation in that topic.

	Your Score	Critical Level	Total Possible
Congratulations! Your results indicate that you have done well in each of the following topics:			
Exponents and Square Roots; Scientific Notation	3	3	4
Literals & Equations	3	3	4
Data Analysis, Probability, & Statistics	4	4	6
However, your results indicate you need review in the following topics:			
Integers	5	6	8
Geometric Measurement and Coordinate Geometry	4	5	7
Your results indicate you need substantial review in the following topics:			
Fractions and their Applications	3	5	7
Decimals, their Operations & Applications; Percent	4	6	9

Your total score is 26 out of 45, which is 58%. We hope you find this information helpful. Please contact your teacher for specific activities and assignments that will aid in any necessary review.

California State University/University of California  
MATHEMATICS DIAGNOSTIC TESTING PROJECT

October 7, 2008

Your School's Name  
Your Town

To: Ninth Jlast

Estos son los resultados del examen diagnóstico "Mathematics Course Readiness Test", TR45K08, que tomaste recientemente. Los resultados de tu puntaje, el nivel crítico, y el puntaje máximo posible para cada tema se indican abajo. El nivel crítico para cada tema es el puntaje mínimo que MDTP considera necesario para mostrar una preparación adecuada en ese tema.

	Tu Puntaje	Nivel Crítico	Máximo Posible
¡Felicitaciones! Tus resultados indican que dominas los siguientes temas:			
Literales y ecuaciones	3	3	4
Análisis de datos, probabilidad y estadística	5	4	6
Sin embargo, tus resultados indican que necesitas repasar los temas siguientes:			
Enteros	5	6	8
Fracciones y sus aplicaciones	4	5	7
Decimales, sus operaciones y aplicaciones; porcentaje	5	6	9
Exponentes y raíz cuadrada; notación científica	2	3	4
Tus resultados indican que necesitas un repaso sustancial de los temas siguientes:			
La medida geométrica y coordina la geometría	2	5	7

Tu puntaje total fue de 26 respuestas correctas de un total de 45, lo que equivale a un 58%. Esperamos que esta información te sea útil. Por favor habla con tu maestro(a) acerca de actividades y tareas que te puedan ayudar con los temas que necesitas repasar.

California State University/University of California  
MATHEMATICS DIAGNOSTIC TESTING PROJECT

October 7, 2008

Your School's Name  
Your Town

To: Tenth Klast

Estos son los resultados del examen diagnóstico "Mathematics Course Readiness Test", TR45K08, que tomaste recientemente. Los resultados de tu puntaje, el nivel crítico, y el puntaje máximo posible para cada tema se indican abajo. El nivel crítico para cada tema es el puntaje mínimo que MDTP considera necesario para mostrar una preparación adecuada en ese tema.

	Tu Puntaje	Nivel Crítico	Máximo Posible
¡Felicitaciones! Tus resultados indican que dominas los siguientes temas:			
Decimales, sus operaciones y aplicaciones; porcentaje	6	6	9
Exponentes y raíz cuadrada; notación científica	4	3	4
Literales y ecuaciones	3	3	4
Análisis de datos, probabilidad y estadística	5	4	6
 Sin embargo, tus resultados indican que necesitas un repaso sustancial de los temas siguientes:			
Enteros	3	6	8
Fracciones y sus aplicaciones	2	5	7
La medida geométrica y coordina la geometría	3	5	7

Tu puntaje total fue de 26 respuestas correctas de un total de 45, lo que equivale a un 58%. Esperamos que esta información te sea útil. Por favor habla con tu maestro(a) acerca de actividades y tareas que te puedan ayudar con los temas que necesitas repasar.

California State University/University of California  
MATHEMATICS DIAGNOSTIC TESTING PROJECT

October 7, 2008

Your School's Name  
Your Town

To: Twelfth Mlast

Estos son los resultados del examen diagnóstico "Mathematics Course Readiness Test", TR45K08, que tomaste recientemente. Los resultados de tu puntaje, el nivel crítico, y el puntaje máximo posible para cada tema se indican abajo. El nivel crítico para cada tema es el puntaje mínimo que MDTP considera necesario para mostrar una preparación adecuada en ese tema.

	Tu Puntaje	Nivel Crítico	Máximo Posible
¡Felicitaciones! Tus resultados indican que dominas los siguientes temas:			
Exponentes y raíz cuadrada; notación científica	3	3	4
Literales y ecuaciones	4	3	4
Análisis de datos, probabilidad y estadística	5	4	6
Sin embargo, tus resultados indican que necesitas repasar los temas siguientes:			
Enteros	5	6	8
Decimales, sus operaciones y aplicaciones; porcentaje	5	6	9
Tus resultados indican que necesitas un repaso sustancial de los temas siguientes:			
Fracciones y sus aplicaciones	2	5	7
La medida geométrica y coordina la geometría	2	5	7

Tu puntaje total fue de 26 respuestas correctas de un total de 45, lo que equivale a un 58%. Esperamos que esta información te sea útil. Por favor habla con tu maestro(a) acerca de actividades y tareas que te puedan ayudar con los temas que necesitas repasar.

California State University/University of California  
MATHEMATICS DIAGNOSTIC TESTING PROJECT

October 7, 2008

Your School's Name  
Your Town

To: Fifteenth Plst

Estos son los resultados del examen diagnóstico "Mathematics Course Readiness Test", TR45K08, que tomaste recientemente. Los resultados de tu puntaje, el nivel crítico, y el puntaje máximo posible para cada tema se indican abajo. El nivel crítico para cada tema es el puntaje mínimo que MDTP considera necesario para mostrar una preparación adecuada en ese tema.

	Tu Puntaje	Nivel Crítico	Máximo Posible
¡Felicitaciones! Tus resultados indican que dominas los siguientes temas:			
Exponentes y raíz cuadrada; notación científica	3	3	4
Literales y ecuaciones	3	3	4
Análisis de datos, probabilidad y estadística	4	4	6
Sin embargo, tus resultados indican que necesitas repasar los temas siguientes:			
Enteros	5	6	8
La medida geométrica y coordina la geometría	4	5	7
Tus resultados indican que necesitas un repaso sustancial de los temas siguientes:			
Fracciones y sus aplicaciones	3	5	7
Decimales, sus operaciones y aplicaciones; porcentaje	4	6	9

Tu puntaje total fue de 26 respuestas correctas de un total de 45, lo que equivale a un 58%. Esperamos que esta información te sea útil. Por favor habla con tu maestro(a) acerca de actividades y tareas que te puedan ayudar con los temas que necesitas repasar.